

# COLLABORATE® Versa™ Lite CT



COLLABORATE® Versa Lite CT features a USB audio-enabled Beamforming Ceiling Tile Microphone Array that brings cost-effective and superb professional conferencing audio to small-and mid-sized meeting rooms.


- > Great room solution – dramatically enhances the audio experience for any cloud-collaboration application with no external DSP needed.
- > Add ClearOne's Wall-Mount Bluetooth Expander to enable mobile devices to join the conference wirelessly.
- > Complete your system with any UNITE® conferencing camera.
- > BMA CTH with built-in AEC and adaptive steering (think of it as smart switching) provides the same impeccable room coverage as the BMA CT.
- > Add a Versa Hub for single-cable connection for cloud-based collaboration.
- > ClearOne's BMA technology is protected by at least a dozen patents and pending patent applications.
- > Includes 2x10 Watt power amps.
- > Delivering superb coverage and quality at an unbeatable price, the Versa Lite CT is easy to install and easy to use.
- > Easily and quickly configure the system using CONSOLE® AI Lite software with *Audio Intelligence™* and *Auto Connect™*.
- > Connect laptop or room PC to the BMA CTH directly through the USB port on the Versa USB. The included 50-foot CAT6 cable connects the Versa USB to the BMA CTH.

### APPLICATIONS

- Cloud-based video collaboration
- Cloud-based audio conferencing
- In-Room presentation

### WORKSPACES

- Executive offices
- Small-to mid-sized meeting rooms
- Boardrooms



### Enhances Any Cloud-Based App

Great room solution – dramatically enhances the audio experience for any cloud-based video collaboration application.



### Complete and Convenient Collaboration

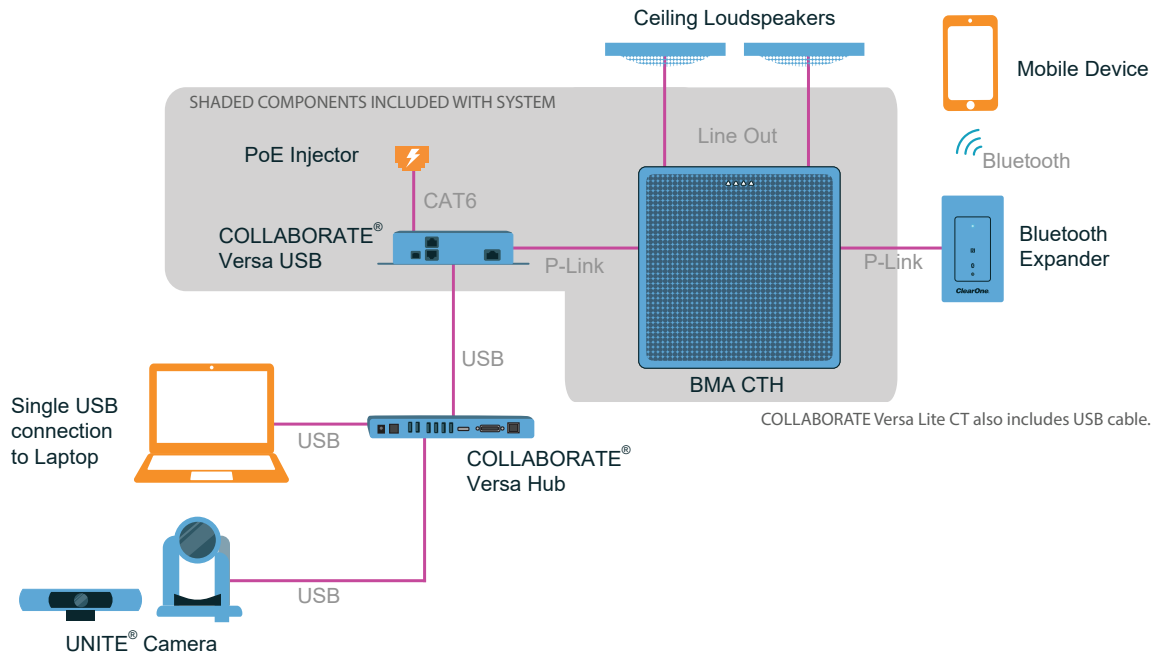
Complete your system with any UNITE camera, and add a Versa Hub for single-cable cloud-based video collaboration.

*Great Ideas Need to be Seen and Heard™*

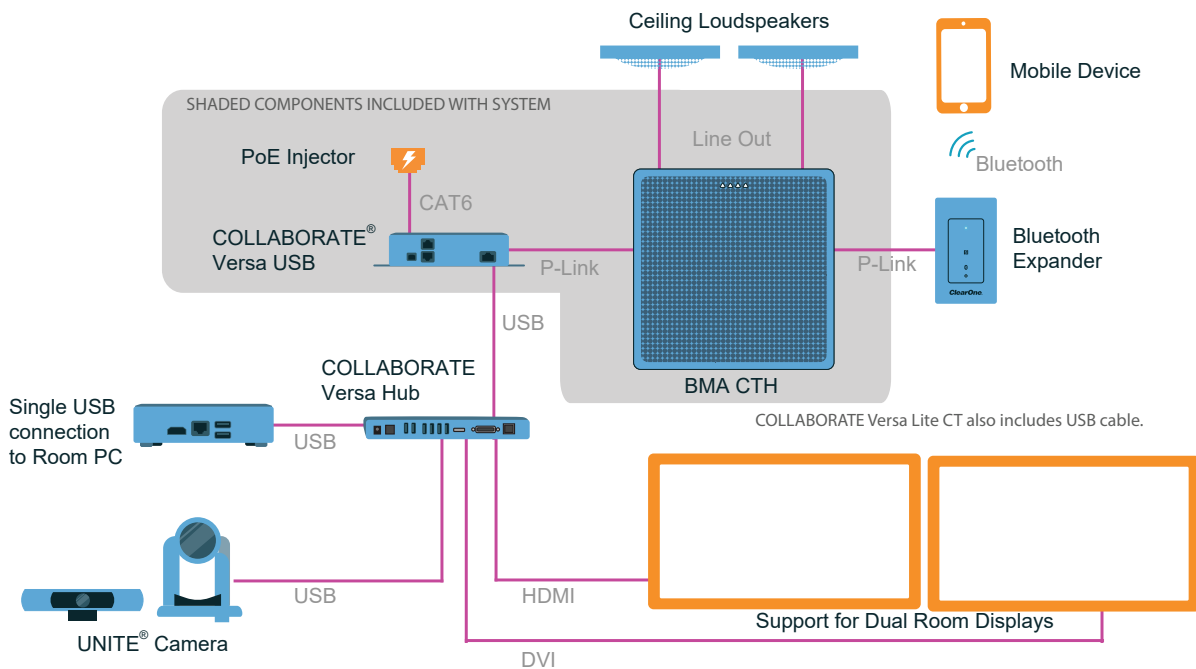
## CLOUD-BASED COLLABORATION

Versa Lite CT brings cost-effective and superb professional conferencing audio to small-and mid-sized meeting rooms—just add a laptop or room PC and displays. Expand your system with optional ClearOne peripherals—Wall-Mount Bluetooth Expander, UNITE conferencing cameras, and ClearOne ceiling loudspeakers.

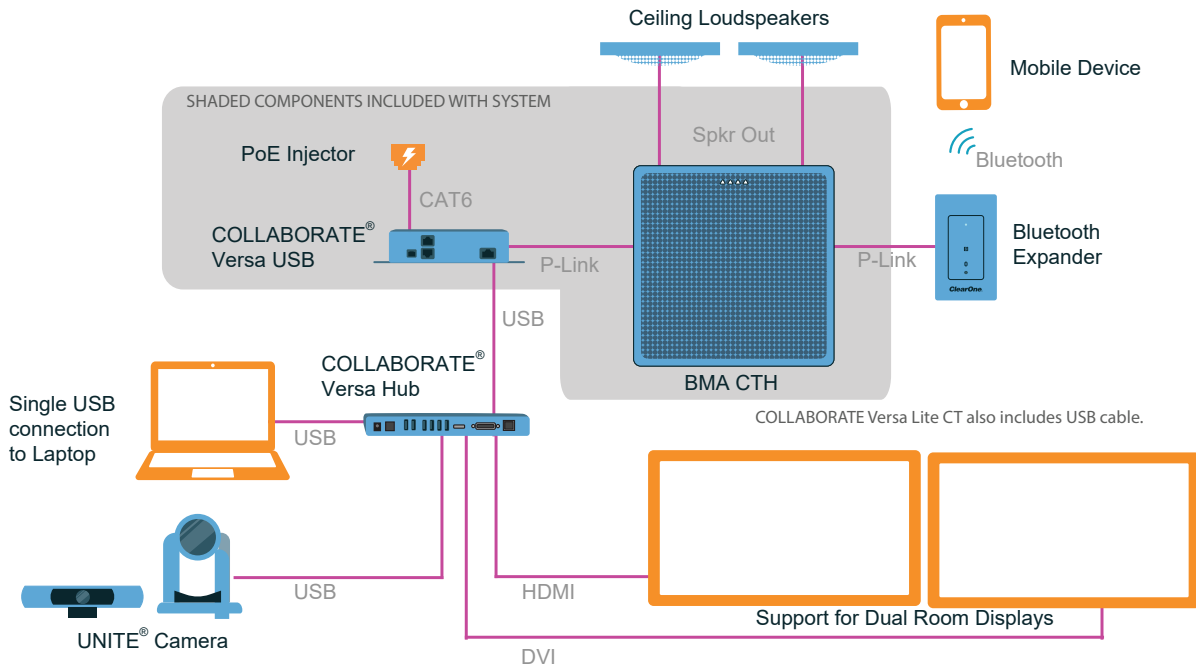
### Versa Lite CT using laptop with optional ClearOne peripherals— COLLABORATE Versa Hub, choice of UNITE conferencing cameras, and Wall-Mount Bluetooth Expander



### Versa Lite CT using room PC and 2 room displays, with optional ClearOne peripherals— COLLABORATE Versa Hub, choice of UNITE conferencing cameras, and Wall-Mount Bluetooth Expander



Versa Lite CT using laptop and 2 room displays, with optional ClearOne peripherals— COLLABORATE Versa Hub, choice of UNITE conferencing cameras, and Wall-Mount Bluetooth Expander



# COLLABORATE® Versa™ Lite CT

## INCLUDES

- BMA CTH 24in or BMA CTH 600mm
- COLLABORATE Versa USB
- PoE Injector Kit
- RJ45 CAT6 Cable – 50'

## BMA CTH

### 24 MICROPHONES

- Number of Beams: Two patterns, either 5 or 6 beams
- Polar Pattern: Custom
- Frequency Response: 150Hz – 16kHz, +/- 3dB
- Dynamic Range: 150Hz – 16kHz, > 70dB

### AMPLIFIER OUTPUT

- Type: 5.08mm Black Header, Male, Phoenix type Euroblock
- Audio: 2 channels
- Output Power: 2x10W Max, 8Ω load\*
- Frequency Response: 20Hz – 22kHz @ +10dBu, +/- 0.5dB

### CONFIGURATION

- Acoustic Echo Cancellation (AEC) on/off
- Noise Cancellation (NC) on/off
- Automatic Level Control (ALC) on/off
- Gain adjust
- Mute on/off

### POWER SELECTION SWITCH

- Type: Slide Switch

### CONFIGURATION & ADMINISTRATION SOFTWARE

- CONSOLE® AI Lite Software

### MOUNTING

- Ceiling mount (24" or 600mm drop-ceiling grid)

### DIMENSIONS

- 24" BMA CTH
  - 23.72 x 23.72 x 2.13" (602.5 x 602.5 x 54.1mm)
- 600 mm BMA CTH:
  - 592.5 x 592.5 x 54.1 mm (23.33 x 23.33 x 2.13")

### WEIGHT

- BMA CTH - 7.7lbs (3.5kg)

## COLLABORATE VERSA USB

- Port Type: USB-B Connector
- Audio: Digital audio, 2 x 2 bidirectional channels
- Sample Rate: 48 kHz
- Sample Bit Depth: 24 Bit
- Compatible: USB 2.0, USB 3.0
- USB Cable Distance: 16 feet (5 meters)
- Compatible: Windows & Mac OS devices

### P-LINK PERIPHERAL BUS

- Ports Type: RJ-45 (Cat5e or Cat6)
- P-Link In & Out: Proprietary Peripheral Bus
- **PoE In:**
  - P-Link In Port
  - PoE 802.3af Mode B, Midspan
  - Power on "spare pairs" 4,5 and 7,8
- **Cable:** Solid core 24AWG, factory terminated Cat 5e or Cat 6 cable
- **Distance:** Up to 200 feet (60 meters)

### POWER SELECTION SWITCH

- **Sensor Type:** Slide Switch
- Toggle toward P-Link to power device by P-Link
- Toggle toward PoE to power device by PoE Injector

### PoE In PORT

- **Port Type:** RJ-45 port
- **PoE:** 802.3af or 802.3at PoE/PoE+ injector input

### • MOUNTING

- Rack-shelf mount
- Under the table mount
- Wall mount
- Ceiling mount

### • DIMENSION & WEIGHT

- **Width x Depth x Height:**
  - Without rack-ears:
    - 5.5" x 1.6" x 4.1" or 14.4 x 4.2 x 10.3cm
  - With rack-ears:
    - 6.8" x 1.7" x 4.1" or 17.2 x 4.3 x 10.3cm
- **Unit Weight:** 0.88 lbs (0.4 kg)

# COLLABORATE® Versa™ Lite CT

## SYSTEM POWER & THERMAL

- Power Type: PoE/PoE+
- Port Type: RJ-45
- PoE In/P-Link In: 802.3af or 802.3at PoE/PoE+
- Power Source: PoE Injector or equivalent
- PoE: IEEE 802.3at compliant devices providing 56V and 640 mA (36 W).
- P-Link In - Mode B
- Power Consumption:
  - 100-240VAC, 50/60Hz, 3 Watts Typical
  - 38W at max power 1kHz (2 x 10W)
  - Thermal: 130 BTU/Hr at max power
  - Operating Temperature: 14° F/-10° C to 104° F/40° C ambient temperature

## PART NUMBERS

930-3200-010 - COLLABORATE Versa Lite CT

### INCLUDES

- 910-3200-205 BMA CTH 24
- 910-3200-305 COLLABORATE Versa USB
- 910-3200-202 PoE power supply kit
- 910-3200-204-50 RJ45 CAT6 Cable – 50'

930-3200-010-I - COLLABORATE Versa Lite CT INTL

### INCLUDES

- 910-3200-205-I BMA CTH 600mm
- 910-3200-305 COLLABORATE Versa USB
- 910-3200-202 PoE power supply kit
- 910-3200-204-50 RJ45 CAT6 Cable – 50'

## BMA CTH MOUNTS FOR NON-TILE CEILINGS

- 910-3200-210 BMA Surface-Mount Kits 24in
- 910-3200-210-I BMA Surface-Mount Kits 600mm
- 910-3200-212 BMA Recessed-Mount Kits 24in
- 910-3200-212-I BMA Recessed-Mount Kits 600mm

## OPTIONAL CLEARONE PERIPHERALS

- UNITE® 50 4k ePTZ Camera
- UNITE® 150 PTZ Camera
- CONVERGE® Wall-Mount Bluetooth Expander
- COLLABORATE® Versa Hub
- Ceiling Loudspeakers

## SALES AND INQUIRIES

### Headquarters

5225 Wiley Post Way  
Suite 500  
Salt Lake City, UT 84116

### US & Canada

Tel: +1.801.975.7200  
Fax: +1.801.303.5711

### International

Tel: +1.801.975.7200  
global@clearone.com

### Sales

Tel: +1.801.975.7200  
sales@clearone.com

### TechSupport

Tel: +1.801.974.3760  
tech.support@clearone.com